

LITHIUM IRON PHOSPHATE BATTERY

FEATURES

Lithium Iron Phosphate (LiFePO₄)
The Safest Lithium Technology
Integrated Battery Management System(BMS)
Maximum support 4 in series or 4 in parallel

PERFORMANCE

Long Cycle Life > 4000 cycles @ 80% DOD
High Density, High Discharge Current, High Temperature Range
Low Weight, Free Maintenance
Fast Charging
Environment Friendly



LFP12-9 - 9AH

BATTERY DATA SHEET

ELECTRICAL PARAMETERS	
Nominal Voltage	12.8V
Rated Capacity	9Ah
Energy	115.2Wh
Resistance	≤ 65mΩ
Efficiency	≥ 98%
Cycle Life (1C, 80%DOD, 25°C)	> 4000cycles
Self Discharge	< 5% per Month
Max. Cell in Series/ Parallel	4S/6P

MECHANICAL PARAMETERS	
Dimension(L×W×H)	151x65x84.5mm
	5.94x 2.56x 3.33"
Weight	1.2kg
Terminal Type	T1
Battery Housing	ABS
Housing Protection	IP65
Cell Type-Chemistry	LiFePO ₄ Cell
Communication	/

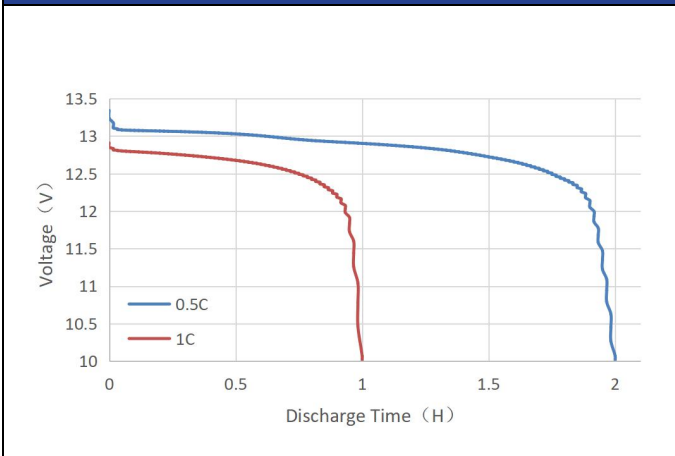
DISCHARGE PARAMETERS	
Continuous Discharge Current	10A
Pulse Discharge Current	15A (<10S)
Recommended Volt. Disconnect	10V
BMS Discharge Cut-off Voltage	8.4V
Reconnect Voltage	9.2V
Short Circuit Protection	100-300us

CHARGE PARAMETERS	
Charge Method	CC-CV
Charge Voltage	14.2~14.6V
Recommended Float Voltage	13.5~13.8V
Recommended Charge Current	4.5A
Maximum Charge Current	10A
BMS Charge Cut-off Voltage	15V

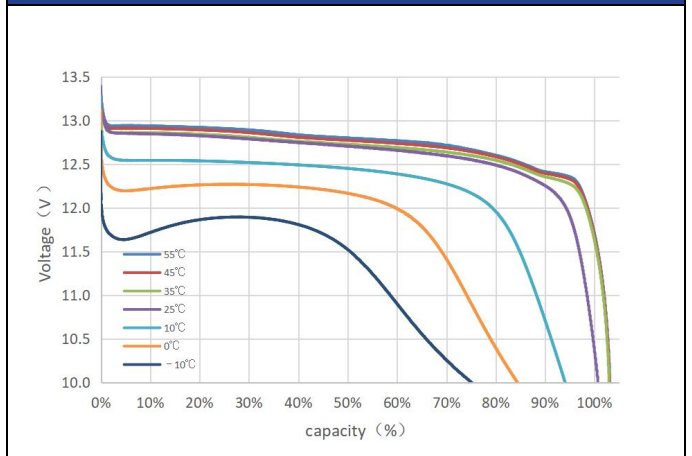
TEMPERATURE PARAMETERS	
Discharge Temperature	-20°C to 60°C
Charge Temperature	0°C to 55°C
Storage Temperature	-20°C to 60°C
BMS High Temperature Cut-off	65°C



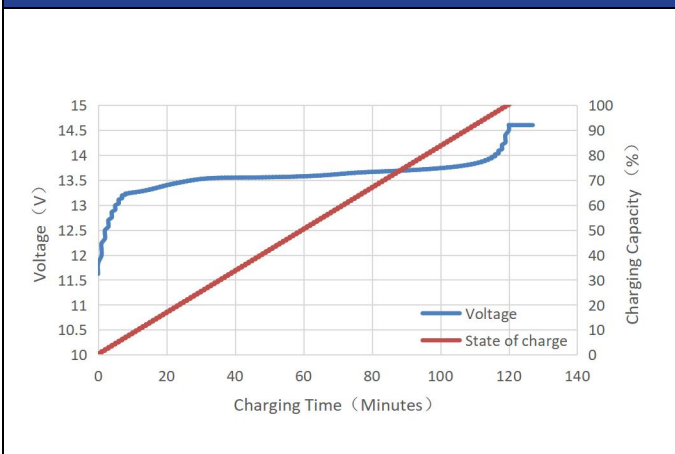
DIFFERENT RATE DISCHARGE CURVE (25°C)



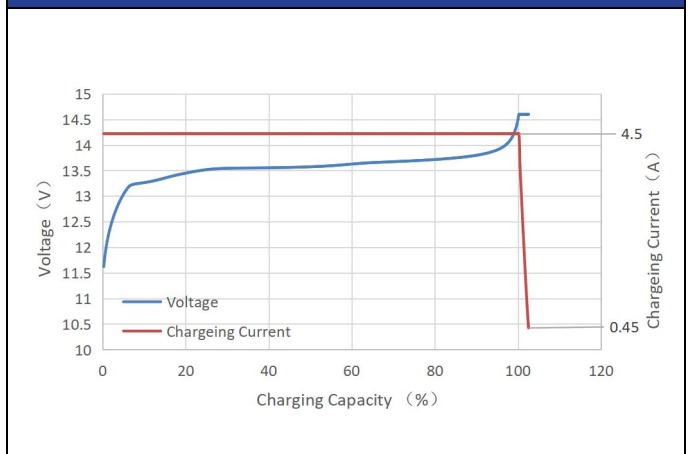
DIFFERENT TEMPERATURE DISCHARGE CURVE (0.5C)



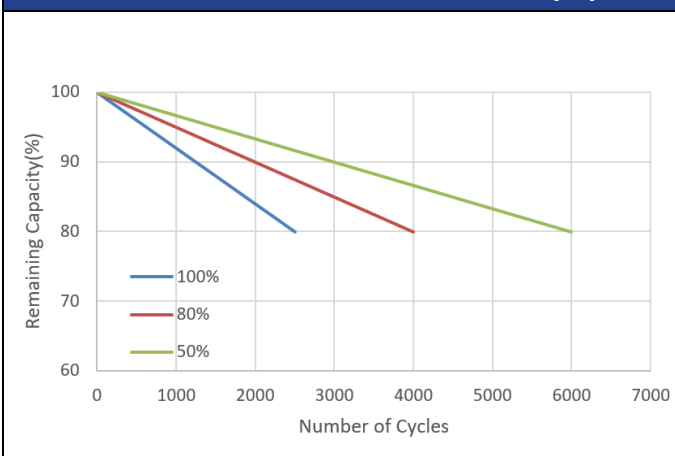
STATE OF CHARGE CURVE (0.5C, 25°C)



STATE OF CHARGE CURVE (0.5C, 25°C)



DIFFERENT DOD DISCHARGE CYCLE LIFE CURVE (1C)



DIFFERENT TEMPERATURE SELF DISCHARGE CURVE

